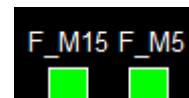


- Buy signal of a particular pair will be generated once all the selected indicators agree in up (if pair is selected). (Refer to screenshot2,3)

- 10 SMA and 197 SMA is moving up during 3 hour before Tokyo Open and 1 hour before Tokyo Open



- The most latest M15 fractal and M5 fractal are lower fractal, which is confirming the potential up price movement



- Stochastic is confirming uptrend

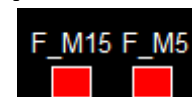


- Sell signal of a particular pair will be generated once all the selected indicators agree in down (if pair is selected). (Refer to screenshot2,3)

- 10 SMA and 197 SMA is moving down during 3 hour before Tokyo Open and 1 hour before Tokyo Open



- The most latest M15 fractal and M5 fractal are upper fractal, which is confirming the potential down price movement



- Stochastic is confirming downtrend



Screenshot2



Screenshot3

Trading

Pair		Sprd	F_SMA		S_SMA		F_M15	F_M5	STO				Buy	Sell	Symbol	Profit
			P	C	P	C				B	S	C				
<input type="checkbox"/>	AUDCAD	1.2	1.0310	1.0310	1.0246	1.0247				<input type="checkbox"/>	<input checked="" type="checkbox"/>	<input type="checkbox"/>	0.00	0.00	AUDCAD	0.00
<input type="checkbox"/>	AUDCHF	1.0	0.7551	0.7563	0.7498	0.7498				<input type="checkbox"/>	<input checked="" type="checkbox"/>	<input type="checkbox"/>	0.00	0.00	AUDCHF	0.00
<input checked="" type="checkbox"/>	AUDJPY	0.8	81.15	81.28	79.75	79.77				<input type="checkbox"/>	<input checked="" type="checkbox"/>	<input type="checkbox"/>	0.00	0.01	AUDJPY	0.04
<input type="checkbox"/>	AUDNZD	2.0	1.0502	1.0503	1.0561	1.0560				<input type="checkbox"/>	<input checked="" type="checkbox"/>	<input type="checkbox"/>	0.00	0.00	AUDNZD	0.04
<input type="checkbox"/>	AUDUSD	0.6	0.7732	0.7740	0.7653	0.7655				<input type="checkbox"/>	<input checked="" type="checkbox"/>	<input type="checkbox"/>	0.00	0.00	AUDUSD	0.00
<input type="checkbox"/>	CADCHF	1.4	0.7323	0.7335	0.7317	0.7317				<input type="checkbox"/>	<input checked="" type="checkbox"/>	<input type="checkbox"/>	0.00	0.00	CADCHF	0.00
<input checked="" type="checkbox"/>	CADJPY	1.4	78.70	78.83	77.83	77.84				<input type="checkbox"/>	<input checked="" type="checkbox"/>	<input type="checkbox"/>	0.01	0.00	CADJPY	0.46
<input checked="" type="checkbox"/>	CHFJPY	2.0	107.46	107.45	106.36	106.37				<input type="checkbox"/>	<input checked="" type="checkbox"/>	<input type="checkbox"/>	0.00	0.00	CHFJPY	0.00
<input type="checkbox"/>	EURAUD	1.1	1.4267	1.4245	1.4413	1.4412				<input type="checkbox"/>	<input checked="" type="checkbox"/>	<input type="checkbox"/>	0.00	0.00	EURAUD	0.00
<input type="checkbox"/>	EURCAD	1.2	1.4710	1.4688	1.4769	1.4769				<input type="checkbox"/>	<input checked="" type="checkbox"/>	<input type="checkbox"/>	0.00	0.01	EURCAD	1.01
<input type="checkbox"/>	EURCHF	1.0	1.0773	1.0775	1.0807	1.0807				<input type="checkbox"/>	<input checked="" type="checkbox"/>	<input type="checkbox"/>	0.00	0.00	EURCHF	0.00
<input type="checkbox"/>	EURGBP	0.5	0.8908	0.8904	0.8957	0.8956				<input type="checkbox"/>	<input checked="" type="checkbox"/>	<input type="checkbox"/>	0.00	0.00	EURGBP	0.00
<input checked="" type="checkbox"/>	EURJPY	0.5	115.78	115.79	114.95	114.96				<input type="checkbox"/>	<input checked="" type="checkbox"/>	<input type="checkbox"/>	0.00	0.01	EURJPY	0.23
<input type="checkbox"/>	EURNZD	3.1	1.4984	1.4963	1.5222	1.5219				<input type="checkbox"/>	<input checked="" type="checkbox"/>	<input type="checkbox"/>	0.00	0.00	EURNZD	0.00
<input type="checkbox"/>	EURUSD	0.1	1.1032	1.1027	1.1031	1.1033				<input type="checkbox"/>	<input checked="" type="checkbox"/>	<input type="checkbox"/>	0.00	0.01	EURUSD	0.49
<input type="checkbox"/>	GBPAUD	2.3	1.6016	1.5997	1.6091	1.6090				<input type="checkbox"/>	<input checked="" type="checkbox"/>	<input type="checkbox"/>	0.00	0.00	GBPAUD	0.00
<input type="checkbox"/>	GBPCAD	1.4	1.6513	1.6494	1.6488	1.6490				<input type="checkbox"/>	<input checked="" type="checkbox"/>	<input type="checkbox"/>	0.00	0.00	GBPCAD	0.00
<input type="checkbox"/>	GBPCHF	2.7	1.2093	1.2100	1.2065	1.2065				<input type="checkbox"/>	<input checked="" type="checkbox"/>	<input type="checkbox"/>	0.00	0.00	GBPCHF	0.00
<input checked="" type="checkbox"/>	GBPJPY	1.9	129.97	130.03	128.34	128.35				<input type="checkbox"/>	<input checked="" type="checkbox"/>	<input type="checkbox"/>	0.00	0.00	GBPJPY	0.00
<input type="checkbox"/>	GBPNZD	4.6	1.6821	1.6803	1.6994	1.6991				<input type="checkbox"/>	<input checked="" type="checkbox"/>	<input type="checkbox"/>	0.00	0.00	GBPNZD	0.00
<input type="checkbox"/>	GBPUSD	0.1	1.2385	1.2383	1.2316	1.2318				<input type="checkbox"/>	<input checked="" type="checkbox"/>	<input type="checkbox"/>	0.00	0.00	GBPUSD	0.00
<input type="checkbox"/>	NZDCAD	2.3	0.9816	0.9814	0.9701	0.9704				<input type="checkbox"/>	<input checked="" type="checkbox"/>	<input type="checkbox"/>	0.00	0.00	NZDCAD	0.00
<input type="checkbox"/>	NZDCHF	2.2	0.7188	0.7200	0.7099	0.7100				<input type="checkbox"/>	<input checked="" type="checkbox"/>	<input type="checkbox"/>	0.00	0.00	NZDCHF	0.00
<input checked="" type="checkbox"/>	NZDJPY	1.9	77.26	77.37	75.51	75.53				<input type="checkbox"/>	<input checked="" type="checkbox"/>	<input type="checkbox"/>	0.00	0.00	NZDJPY	0.00
<input type="checkbox"/>	NZDUSD	0.9	0.7362	0.7369	0.7246	0.7249				<input type="checkbox"/>	<input checked="" type="checkbox"/>	<input type="checkbox"/>	0.00	0.00	NZDUSD	0.00
<input type="checkbox"/>	USDCAD	0.3	1.3334	1.3320	1.3388	1.3387				<input type="checkbox"/>	<input checked="" type="checkbox"/>	<input type="checkbox"/>	0.00	0.00	USDCAD	0.00
<input type="checkbox"/>	USDCHF	0.9	0.9765	0.9772	0.9797	0.9796				<input type="checkbox"/>	<input checked="" type="checkbox"/>	<input type="checkbox"/>	0.00	0.00	USDCHF	0.00
<input checked="" type="checkbox"/>	USDJPY	0.4	104.95	105.01	104.21	104.21				<input type="checkbox"/>	<input checked="" type="checkbox"/>	<input type="checkbox"/>	0.00	0.00	USDJPY	0.00

AutoTrade

ON

All

None

EUR

USD

GBP

JPY

AUD

CAD

NZD

CHF

Profit Baskets= 0

Basket TP = \$ 15.00

Highest= \$ 3.60

Loss Baskets= 0

Basket SL = \$- 15.00

Lowest= \$- -1.14

2.23

Close Basket

CLOSE PROFIT

CLOSE LOSS

GBPAUD,H1 1.97071 1.97190 1.96944 1.96971

Properties of GBPAUD,H1

ColorsCommon

Color scheme:

GBPAUD,H1 1.97071 1.97190 1.96944 1.96971

2.04030

2.02840

2.01650

2.00425

1.99235

1.98045

1.96971

27 May 16:00 31 May 00:00 1 Jun 08:00 2 Jun 16:00

Background:

Black

Foreground:

White

Grid:

None

Bar Up:

None

Bar Down:

None

Bull candle:

None

Bear candle:

None

Line graph:

None

Volumes:

None

Ask line:

None

Stop levels:

None

OK

Cancel

Reset

Screenshot4

4 Indicator Tick Status Panel

Trading

	Pair	Sprd	F_SMA		S_SMA	
			P	C	P	C
<input type="checkbox"/>	AUDCAD	1.2	1.0310	1.0310	1.0246	1.0247
<input type="checkbox"/>	AUDCHF	1.0	0.7551	0.7563	0.7498	0.7498
<input checked="" type="checkbox"/>	AUDJPY	0.8	81.15	81.28	79.75	79.77
<input type="checkbox"/>	AUDNZD	2.0	1.0502	1.0503	1.0561	1.0560
<input type="checkbox"/>	AUDUSD	0.6	0.7732	0.7740	0.7653	0.7655
<input type="checkbox"/>	CADCHF	1.4	0.7323	0.7335	0.7317	0.7317
<input checked="" type="checkbox"/>	CADJPY	1.4	78.70	78.83	77.83	77.84
<input checked="" type="checkbox"/>	CHFJPY	2.0	107.46	107.45	106.36	106.37
<input type="checkbox"/>	EURAUD	1.1	1.4267	1.4245	1.4413	1.4412
<input type="checkbox"/>	EURCAD	1.2	1.4710	1.4688	1.4769	1.4769
<input type="checkbox"/>	EURCHF	1.0	1.0773	1.0775	1.0807	1.0807
<input type="checkbox"/>	EURGBP	0.5	0.8908	0.8904	0.8957	0.8956
<input checked="" type="checkbox"/>	EURJPY	0.5	115.78	115.79	114.95	114.96
<input type="checkbox"/>	EURNZD	3.1	1.4984	1.4963	1.5222	1.5219
<input type="checkbox"/>	EURUSD	0.1	1.1032	1.1027	1.1031	1.1033
<input type="checkbox"/>	GBPAUD	2.3	1.6016	1.5997	1.6091	1.6090
<input type="checkbox"/>	GBPCAD	1.4	1.6513	1.6494	1.6488	1.6490

1 Pair Tick Button

2 Pair Symbol Button

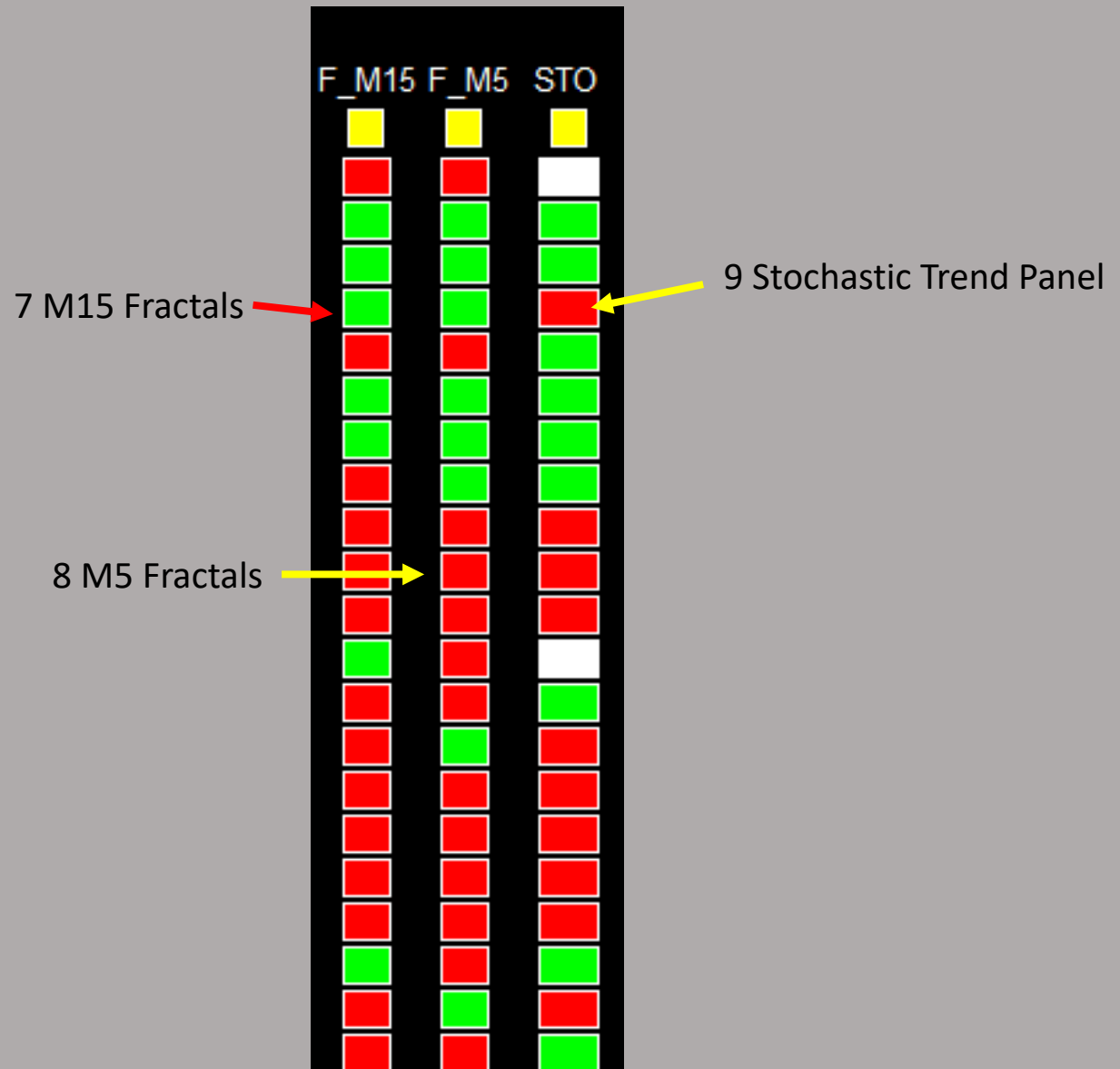
3 Spread Column

SMA Value at 1 hour before Tokyo Open






























SMA Value at 3 hour before Tokyo Open

5 Fast SMA Trend Panel

6 Slow SMA Trend Panel



Screenshot6

		Buy	Sell	Symbol	Profit	
10 Buy Button		0.00	0.00	AUDCAD	0.00	
		0.00	0.00	AUDCHF	0.00	13 Buy Volume Column
		0.00	0.00	AUDJPY	0.00	
		0.00	0.00	AUDNZD	0.00	14 Sell Volume Column
		0.00	0.00	AUDUSD	0.00	
11 Sell Button		0.00	0.00	CADCHF	0.00	
		0.00	0.00	CADJPY	0.00	15 Symbol Column
		0.00	0.00	CHFJPY	0.00	
		0.00	0.00	EURAUD	0.00	
12 Close Button		0.00	0.00	EURCAD	0.00	16 Profit Column
		0.00	0.00	EURCHF	0.00	
		0.00	0.00	EURGBP	0.00	
		0.00	0.00	EURJPY	0.00	
		0.00	0.00	EURNZD	0.00	
		0.00	0.00	EURUSD	0.00	
		0.00	0.00	GBPAUD	0.00	
		0.00	0.00	GBPCAD	0.00	
		0.00	0.00	GBPCHF	0.00	
		0.00	0.00	GBPJPY	0.00	
		0.00	0.00	GBPNZD	0.00	
		0.00	0.00	GBPUSD	0.00	
		0.00	0.00	NZDCAD	0.00	
		0.00	0.00	NZDCHF	0.00	
		0.00	0.00	NZDJPY	0.00	
		0.00	0.00	NZDUSD	0.00	
		0.00	0.00	USDCAD	0.00	
		0.00	0.00	USDCHF	0.00	
		0.00	0.00	USDJPY	0.00	
		0.00	0.00			

Screenshot7

Autotrade will open at most 1 position per pair based on signal generated. If signal occurs but position already exists for a particular pair, no order will be sent. However, you can manually click on 'B' and/or 'S' button to any number of positions you want (click once send one order).

17 Profit Baskets

Profit Baskets=

0

18 Basket TP

Basket TP = \$

15.00

Highest= \$

0.00

19 Basket Highest

20 Loss Baskets

Loss Baskets=

0

21 Basket SL

Basket SL = \$-

15.00

Lowest= \$-

0.00

22 Basket Lowest

23 Current Basket
Profit

0.00

Screenshot8

24 Close All

CLOSE ALL

CLOSE PROFIT

25 Close Profit

CLOSE LOSS

26 Close Loss

Trading

27 Session Monitor Panel

28 AutoTrade Monitor Panel

29 Pair/Currency Selection Button

AutoTrade

ON

All

None

EUR

USD

GBP

JPY
























AUD

CAD

NZD

CHF

Screenshot9

Variable	Value
 Use AutoTrade	false
 Send Alert upon Signal	false
 Send Notification upon Singal	false
 Single pair TP in pips (0=no TP)	25.0
 Single pair SL in pips (0=no SL)	140.0
 Tokyo Open Hour	8
 Use Fast SMA	true
 Fast SMA Period	10
 Use Slow SMA	true
 Slow SMA Period	197
 Use M15 Fractals	true
 Use M5 Fractals	true
 Use STO	true
 STO Timeframe	STO_H1
 Stochastic K Period	11
 Stochastic D Period	3
 Stochastic Slowing Value	3
 Stochastic Overbought Area	80.0
 Stochastic Oversold Area	20.0
 Magic Number	12345
 Lot Size	0.01
 Basket TP in \$	15
 Basket SL in \$	15
Max Spread	2.0

Once alert/notification of a particular pair has been sent, the next alert/notification of that pair will be sent after 5 minutes upon signal.

Screenshot10

Basket means all active (open) positions opened by this dashboard with the same magic number. The basket profit is the total profit of all these active positions

Load

Save